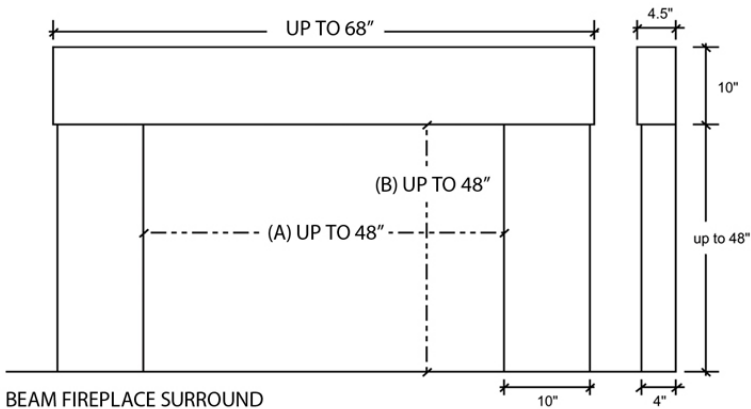
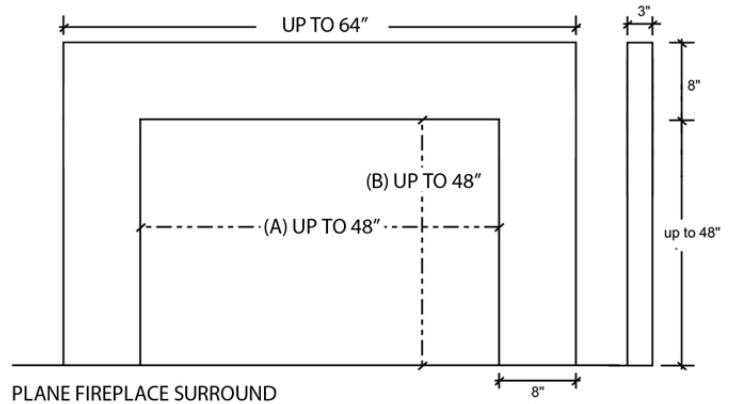
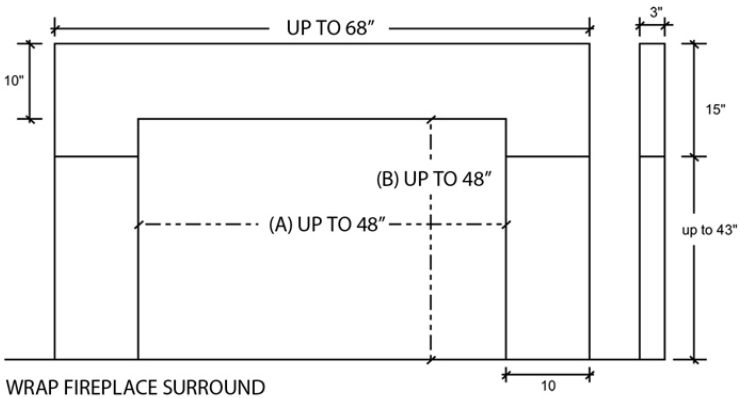


LINEARIS FIREPLACE SURROUNDS

ALL FIREPLACES ARE CAST BY HAND TO CREATE A BEAUTIFUL AND UNIQUE FINISH. ALL FIREPLACE DIMENSIONS WILL DEPEND ON YOUR FIREBOX. TRUEFORM WILL NEED THE (A) & (B) MEASUREMENTS FROM THE JOB SITE TO PRODUCE YOUR FIREPLACE SURROUND. THE (A) & (B) MEASUREMENTS ARE NOT ALWAYS BASED ON THE FIREBOX DIMENSIONS AND CAN BE DETERMINED BY HOW MUCH SPACE YOU WOULD LIKE TO HAVE BETWEEN THE FIREBOX AND THE CONCRETE SURROUND.



TRIM CAN BE ORDERED TO CUSTOM LENGTHS AND WIDTHS TO FILL ANY OPEN SPACE BETWEEN THE CONCRETE SURROUND AND THE FIREBOX. SIMILAR TO TILE, CONCRETE TRIM CAN BE CUT TO SIZE ON SITE WITH A DIAMOND CUT SAW.

HEARTHES CAN BE ORDERED TO CUSTOM LENGTHS, WIDTHS AND THICKNESSES. PLEASE CALL TO DISCUSS THE SPECIFICATIONS OF YOUR PROJECT. YOU MAY NEED TO CHECK WITH YOUR LOCAL FIRE CODES TO DETERMINE THE DIMENSIONS THAT ARE NEEDED.

CONCRETE COLORS

